



**CIRRUS SR22 General Inspection & Maintenance  
July 2005 - Morocco**



PLANE GENIUS™





PLANE GENIUS™






PLANE GENIUS™





PLANE GENIUS™





PLANE GENIUS™





PLANE GENIUS™





PLANE GENIUS™





PLANE GENIUS™







PLANE GENIUS™







PLANE GENIUS™



REPAIR INSTRUCTIONS (CONTINUED):

- 3.0 CUT OUT AN AREA OF THE BAGSIDE PLYS OF THE UPPER SKIN TO ACCESS RIB, W.S 41 AS WELL AS THE AREA OF DELAM OVER THE SOLID LAMINATE.
  - A. MAINTAIN A MINIMUM RADIUS OF 1.0" ON ALL CORNERS.
  - B. KEEP CUTOUT A MINIMUM OF 2.0" FROM DAMAGE TO LEAVE ADEQUATE SPACE FOR REPAIR PLY OVERLAP.

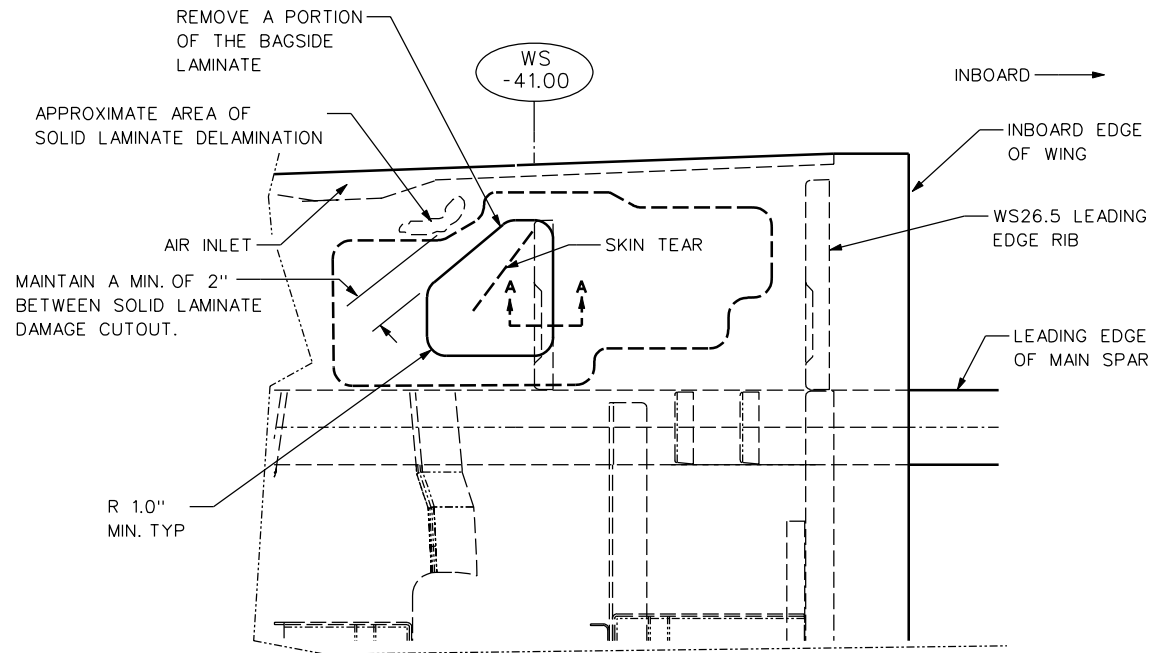
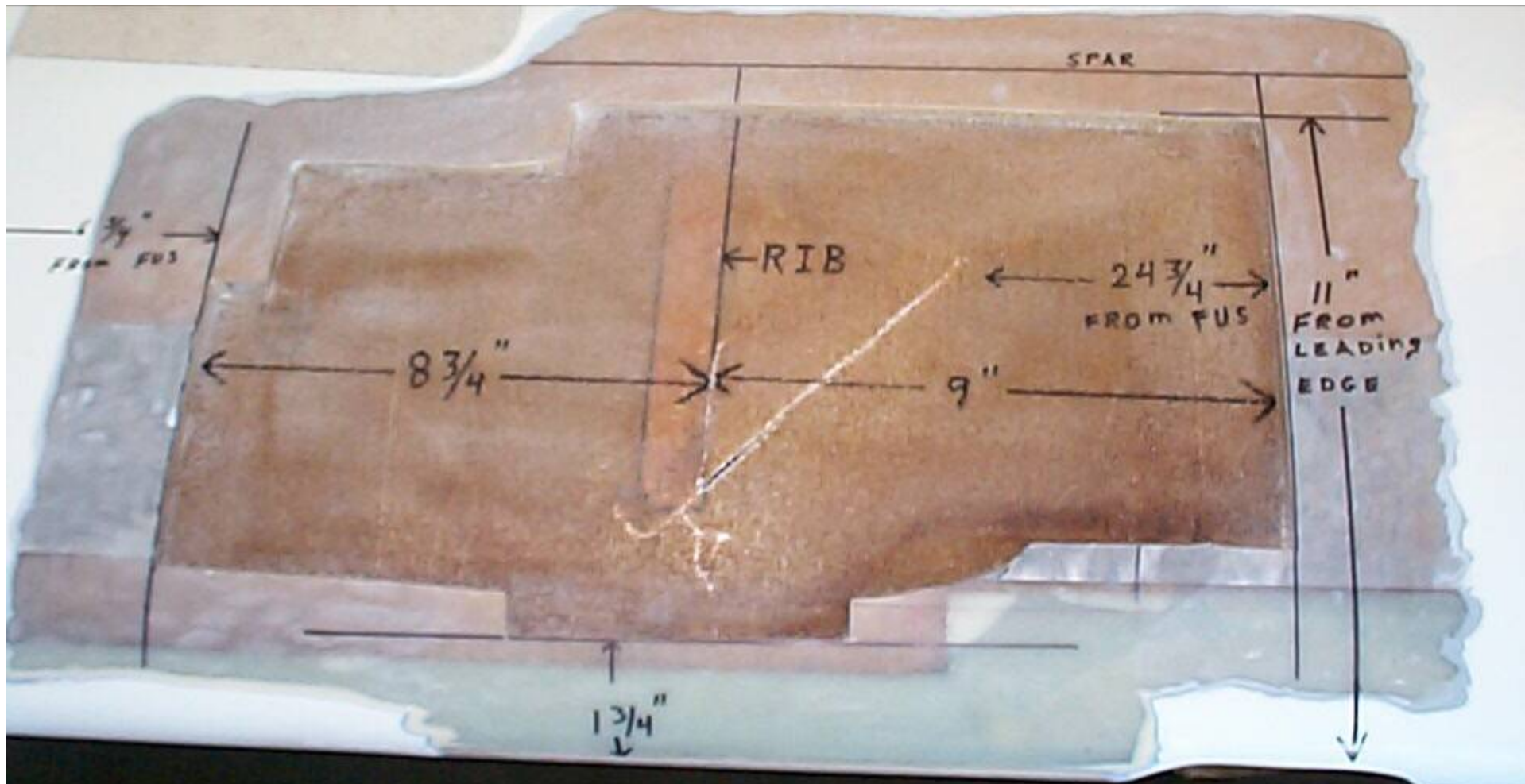


FIGURE 2  
CUT OUT OF HOLE THROUGH BAG SIDE LAMINATE  
TOP VIEW  
NTS



PLANE GENIUS™





PLANE GENIUS™





PLANE GENIUS™





PLANE GENIUS™





PLANE GENIUS™









PLANE GENIUS™





PLANE GENIUS™





PLANE GENIUS™






PLANE GENIUS™






PLANE GENIUS™





PLANE GENIUS™





PLANE GENIUS™





<p>REVISED DRAWING</p> <p>FIELD REPAIR</p> <p>FIGURE 1</p>	<p>REVISED DRAWING</p> <p>FIGURE 2</p>	<p>REVISED DRAWING</p> <p>FIGURE 3</p>	<p>REVISED DRAWING</p> <p>FIGURE 4</p>	<p>REVISED DRAWING</p> <p>FIGURE 5</p>	<p>REVISED DRAWING</p> <p>FIGURE 6</p>	<p>REVISED DRAWING</p> <p>FIGURE 7</p>
<p>REVISED DRAWING</p> <p>FIGURE 8</p>	<p>REVISED DRAWING</p> <p>FIGURE 9</p>	<p>REVISED DRAWING</p> <p>FIGURE 10</p>	<p>REVISED DRAWING</p> <p>FIGURE 11</p>	<p>REVISED DRAWING</p> <p>FIGURE 12</p>	<p>REVISED DRAWING</p> <p>FIGURE 13</p>	<p>REVISED DRAWING</p> <p>FIGURE 14</p>
<p>REVISED DRAWING</p> <p>FIGURE 15</p>	<p>REVISED DRAWING</p> <p>FIGURE 16</p>	<p>REVISED DRAWING</p> <p>FIGURE 17</p>	<p>REVISED DRAWING</p> <p>FIGURE 18</p>	<p>REVISED DRAWING</p> <p>FIGURE 19</p>	<p>REVISED DRAWING</p> <p>FIGURE 20</p>	<p>REVISED DRAWING</p> <p>FIGURE 21</p>
<p>REVISED DRAWING</p> <p>FIGURE 22</p>	<p>REVISED DRAWING</p> <p>FIGURE 23</p>	<p>REVISED DRAWING</p> <p>FIGURE 24</p>	<p>REVISED DRAWING</p> <p>FIGURE 25</p>	<p>REVISED DRAWING</p> <p>FIGURE 26</p>	<p>REVISED DRAWING</p> <p>FIGURE 27</p>	<p>REVISED DRAWING</p> <p>FIGURE 28</p>
<p>REVISED DRAWING</p> <p>FIGURE 29</p>	<p>REVISED DRAWING</p> <p>FIGURE 30</p>	<p>REVISED DRAWING</p> <p>FIGURE 31</p>	<p>REVISED DRAWING</p> <p>FIGURE 32</p>	<p>REVISED DRAWING</p> <p>FIGURE 33</p>	<p>REVISED DRAWING</p> <p>FIGURE 34</p>	<p>REVISED DRAWING</p> <p>FIGURE 35</p>
<p>REVISED DRAWING</p> <p>FIGURE 36</p>	<p>REVISED DRAWING</p> <p>FIGURE 37</p>	<p>REVISED DRAWING</p> <p>FIGURE 38</p>	<p>REVISED DRAWING</p> <p>FIGURE 39</p>	<p>REVISED DRAWING</p> <p>FIGURE 40</p>	<p>REVISED DRAWING</p> <p>FIGURE 41</p>	<p>REVISED DRAWING</p> <p>FIGURE 42</p>



PLANE GENIUS™








PLANE GENIUS™





PLANE GENIUS™





PLANE GENIUS™





PLANE GENIUS™





PLANE GENIUS™





CIRRUS DESIGN CORPORATION  
4010 Taylor Circle, Duluth, MN 55811, USA



CIRRUS  
DESIGN



PLANE GENIUS™







PLANE GENIUS™





PLANE GENIUS™





PLANE GENIUS™






PLANE GENIUS™





PLANE GENIUS™





PLANE GENIUS™





PLANE GENIUS™

